

REV.	DESCRIPTION	DRAWN	CHECKED	APPROVED
A	NEW RELEASE	LJH 04/27/05'		LJH 04/22/06'
B	ADD SCREW TYPE	DMJ 06/27/07'		LJC 06/27/07'
C	整理图面	YCH 05/21/08'		LJC 05/21/08'
E	整理图面	YCH 04/09/11'		

NOTES:

1. ELECTRICAL CHARACTERISTICS:

- 1.1 CONTACT RESISTANCE: 20mΩ Max. INITIAL.
- 1.2 DIELECTRIC WITHSTANDING VOLTAGE: 500V AC(rms) FOR 1 MINUTE.
- 1.3 INSULATION RESISTANCE: 1000MΩ Min.

2. ENVIRONMENT CHARACTERISTICS:

TEMPERATURE RANGE: -40°C~+105°C.

3. PART NUMBER: DS1034

4. PRODUCT NUMBER CODE:

DS1034- X X X X X X X

SCREW DIM. A

S: Standard(W/O nut)

1: 5.00

2: 3.00

3: 5.20

4: 4.80

5: 5.80

6: 4.00

7: 4.80mm(Inside thread M2.6*0.45p,

outside thread unc#4-40)

SCREW TYPE

S: Standard(W/O nut)

1: CC TYPE

2: CS TYPE

3: BR TYPE

4: BRJ TYPE DIM. B:6.00 C: 3~4mm

5: BRJ TYPE DIM. B:6.00 C: 5~6mm

6: BRJ TYPE DIM. B:6.00 C: 3~4mm

(Inside thread M2.6*0.45P, outside thread unc#4-40)

7: BRJ TYPE DIM. B:6.00 C: 3~4mm

(Inside thread M3.0*0.50P, outside thread unc#4-40)

CONTACT PLATING

Si: FULL GOLD FLASH

0: SELECTIVE GOLD FLASH

SHELL PLATING

T: FORNT & BACK SHELL TIN

N: FORNT SHELL NICKEL, BACK SHELL TIN

HOUSING COLOR

B: BLACK

W: WHITE

U: BLUE

CONNECTOR TYPE

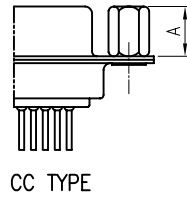
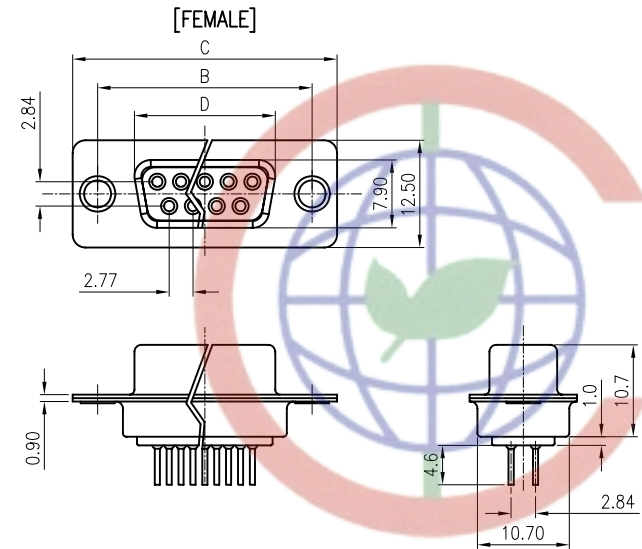
M: MALE

F: FEMALE

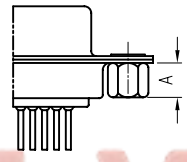
No.OF CONTACTS

09: 9pos. 25: 25pos.

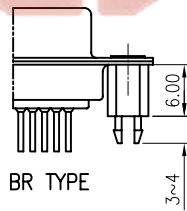
15: 15pos. 37: 37pos.



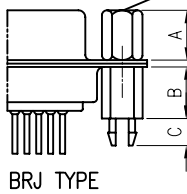
CC TYPE



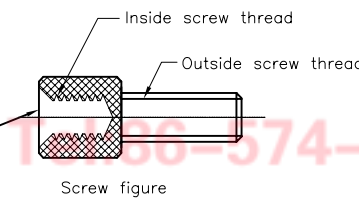
CS TYPE



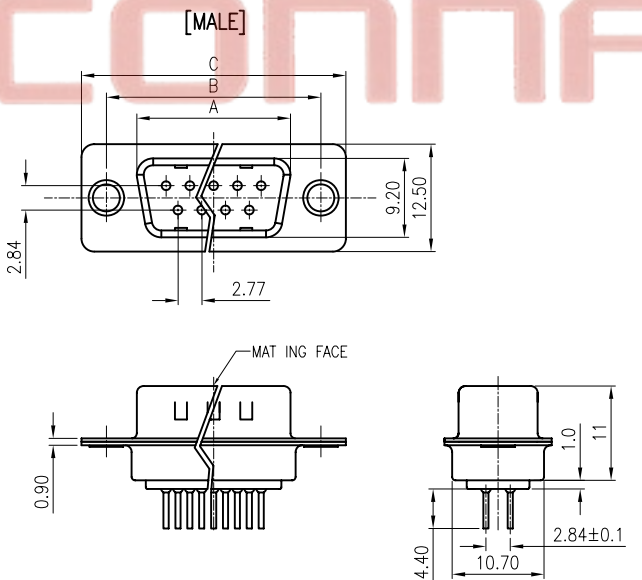
BR TYPE



BRJ TYPE



Screw figure



Dimension

Position	A±0.2	B±0.2	C±0.3	D
9	17.90	24.99	30.80	16.33
15	26.50	33.32	39.14	24.66
25	40.00	47.04	53.04	38.38
37	56.50	63.50	69.32	54.84

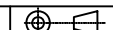
GENERAL TOLERANCE

X.	±0.60
.X	±0.38
.XX	±0.25

ANGLE TOLERANCE

X.	±5'
.X	±3'
.XX	±2'

PROJECTION



TITLE

D-SUB DIP STRAIGHT TYPE

UNITS

mm

SHEET SIZE

A4

SERIES

DS1034 SERIES

DRAWING TYPE

CUSTOMER

SCALE

1:1

SHEET

1 OF 1

DRAWING NO.

C-DS1034-XXXXXXX



晨翔电子有限公司

CONNFLY CONNFLY ELECTRONIC CO. LTD